

Mobile app for parents & volunteers.



GUARDIANS/PARENTS can use the mobile app for:

- Express checkin (if enabled by your church).
- Checking your child's checkin status.
- Child pickup (electronic pickup tag)
- Adding children & updating profile information.

Note: If a parent is also a volunteer, they have access to volunteer functions.

VOLUNTEERS can use the mobile app for:


- Viewing live rosters of classes in real time.
- Accessing children's information (allergies, etc.), one-tap parent paging, & child checkout.
- Scanning codes on child and parent tags

Free mobile app available for download on Google Play or iTunes.



Kidmin App

Creating a guardian account.



1. Download the app.

Available for free on iTunes or the Google Play Store.
Go to www.kidminapp.com/parents for download links.

2. Open the app and select "Create a New Guardian Account."

Note: During the on-screen instructions, you will be asked to confirm your name if your church administrator has already added you to the database. If you use a different email and/or number, you will not be asked to confirm and the system will create a new account.

Login

K

Kidmin App

Your Email

Password

Login →

[Forgot Password?](#)

DON'T HAVE AN ACCOUNT YET?

Create A New Guardian Account

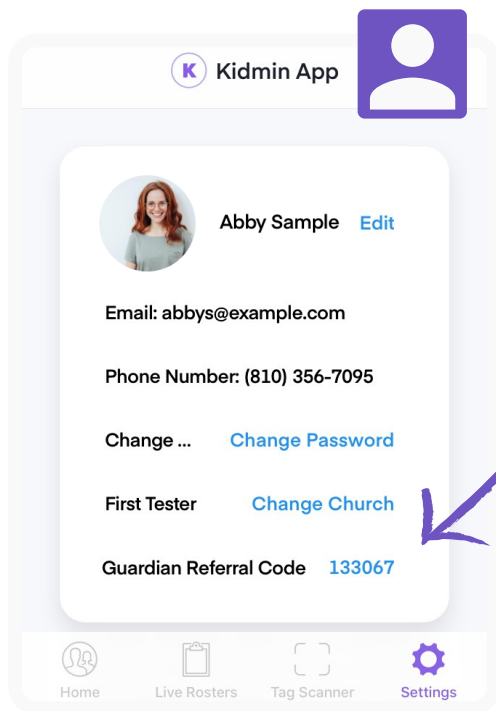
*For parents also functioning as volunteers: If your church administrator has already invited you to be a volunteer, check your email for an invitation email and create your account from there. **If you're not sure, contact your church administrator.***

Adding children.

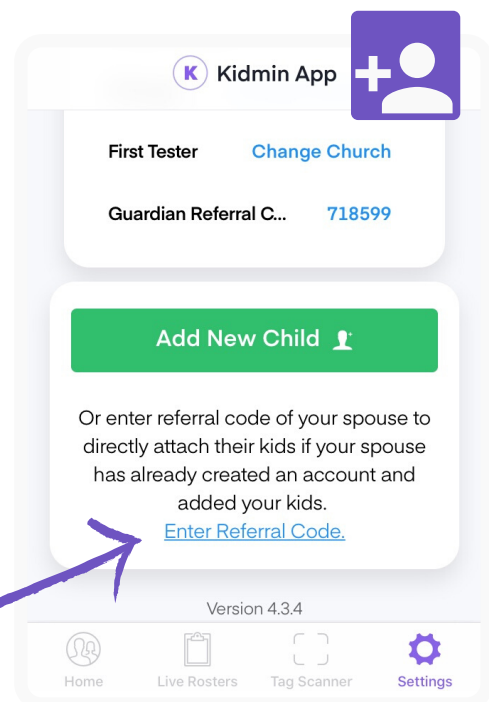
After logging in, simply click "Add Now" on the home screen and follow the steps to add your children.

Note: If your church administrator has already registered your children to your account, they will show up automatically on your home screen after you sync your account during set up.

For children needing to be attached to multiple guardian accounts:



The parent or guardian who first added the child(ren) goes into their settings and sends or shares the numeric guardian referral code.



The parent or guardian receiving the guardian referral code goes into their settings and taps "Enter Referral Code" to enter it.